

Spanish River High School

Countess de Hoernle Theatre



Leasing Information Packet

Table of Contents

General Contact Information	3
Leasing Information	4
Map and Directions	6
Shipping Information	
Loading Dock Information	
Site Plan	
Seating Capacity/Chart	9
Stage Specifications	10
Ground Plan	
Rigging Specifications	12
Lineset Schedule	
Sound and Communication	14
Lighting and Audio-Visual	16
Dressing Rooms/Support Spaces	18
Local Services Packet	Upon Request

**Countess de Hoernle Performing Arts Theatre
at Spanish River Community High School**

5100 Jog Road
Boca Raton, Florida 33496
Main Office (561) 241-2200
Monday-Friday
7am – 3pm
Main Fax (561) 241-2236



The Countess de Hoernle Theatre is a state of the art facility featuring a fully equipped control room, working stage with orchestra pit, and comfortable, scaled, padded seating for 800 patrons located on the campus of Spanish River Community High School. The lobby features a concession area, ticket booths and restrooms.

Theatre Manager

Christina Anderson-Lauar (561) 241-2286

christina.andersonlauar@palmbeachschools.org

LEASING INFORMATION

Rental Rates

- Theatre Space (Fee includes sound, lighting and projection)
\$153.00/hour (Non-profit)
\$241.00/hour (Profit)
- Personnel
\$198.00/hour (Non-profit/profit) – for all events, includes technical manager, base crew of 3, police officer, and custodian
\$16.00/hour (Non-profit/profit) – as needed per each additional crew member
- Orchestra Pit Set Up/Restore
\$350.00 (Non-profit/profit)

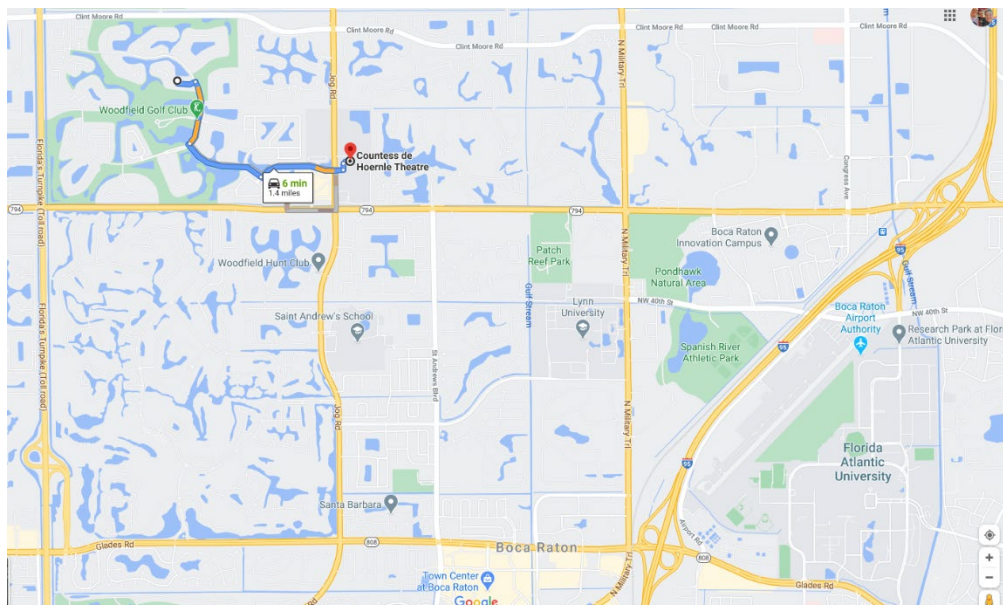
Terms

1. All rentals must supply a copy of your Liability Insurance Certificate with “School Board of Palm Beach County” named as certificate holder and additional insured for the amount of \$1,000,000. We also require a Waiver of Subrogation with the COI, including on workers compensation.
2. If the lessee has less than 4 employees in their organization, a certificate of exemption can be applied for workers compensation and its waiver of subrogation by clicking the following link: <http://1.sdpbc.net/xn4pr>
3. If the lessee is using the facility for any type of dance performance or event, we will also require Participant Coverage. The limit for this coverage is \$25,000.
4. For profit rentals you must supply a current (active) business license or State of Florida Corporation Status showing active status.
5. For Non-profit rentals you must supply the following –
 - a. Documentation of non-profit status (IRS Letter granting 501 (c)(3) Status) or State of Florida Corporation Status showing active non-profit status.
 - b. Sales Tax exemption certificate (if applicable)
6. Full payments and a signed lease are due no later than one week prior to rental.

7. Additional personnel may be required for specific technical requests.
8. There is a two hour minimum for all personnel.
9. Persons operating the fly rail, weights, and spots must be qualified by our technician to avoid possibility of injury or damage. Lessees are responsible for all damages to the facility and equipment.
10. Ushers are not included, but are available if needed. SRCHS ushers will be required if any food and/or drinks will be sold. There is no food or drinks allowed in the theatre other than bottled water.
11. If food (other than pre-packaged) will be served a copy of the restaurant's current Health Department Certificate and/or Caterer's License is required. Please advise us in advance if food needs to be "prepared" on-site, utilizing our facilities.
12. All events are required to have the district's event disclaimer (below) placed in a prominent place on all websites and advertising materials and to provide copies of website pages and all advertising materials that are produced and/or distributed.
"[Name of Lessee] is not affiliated with or endorsed by the School Board of Palm Beach County or Spanish River Community High School and the events/activities hosted by [Name of Lessee] on Spanish River Community High School's premises pursuant to a lease agreement shall not be construed as being conducted, funded, hosted, or sponsored by the School Board or Spanish River Community High School on behalf of [Name of Lessee]. The School Board and Spanish River Community High School undertake no responsibility for supervising or monitoring [Name of Lessee]'s events/activities and will not be liable for any and all actions of [Name of Lessee] on Spanish River Community High School's premises."

MAP and DIRECTIONS

The theatre is conveniently located in the heart of Boca Raton and can be reached by several routes.



From Interstate 95:

Exit Yamato Road/Spanish River Blvd. Go west to Jog Road. Turn right to go north and Spanish River High School is on the right at the first light. The theatre is on the North side of the school.

From Florida Turnpike:

Exit at Glades Road (808). Go east to Jog Road. Turn left and go north. Pass Yamato Road and Spanish River High School is on the right at the first light. The theatre is on the North side of the school.

SHIPPING INFORMATION

If you are shipping materials for your production prior to your arrival, please follow these instructions. Please notify the theatre staff in writing of all shipments include shipping company and tracking information. Spanish River High School accepts deliveries Monday – Friday, 8am – 3pm unless previous arrangements are made.

Spanish River High School
c/o Christina Lauar for *(Your Company)*
Deliver to Main Office
5100 Jog Road
Boca Raton, Florida 33496

LOADING DOCK

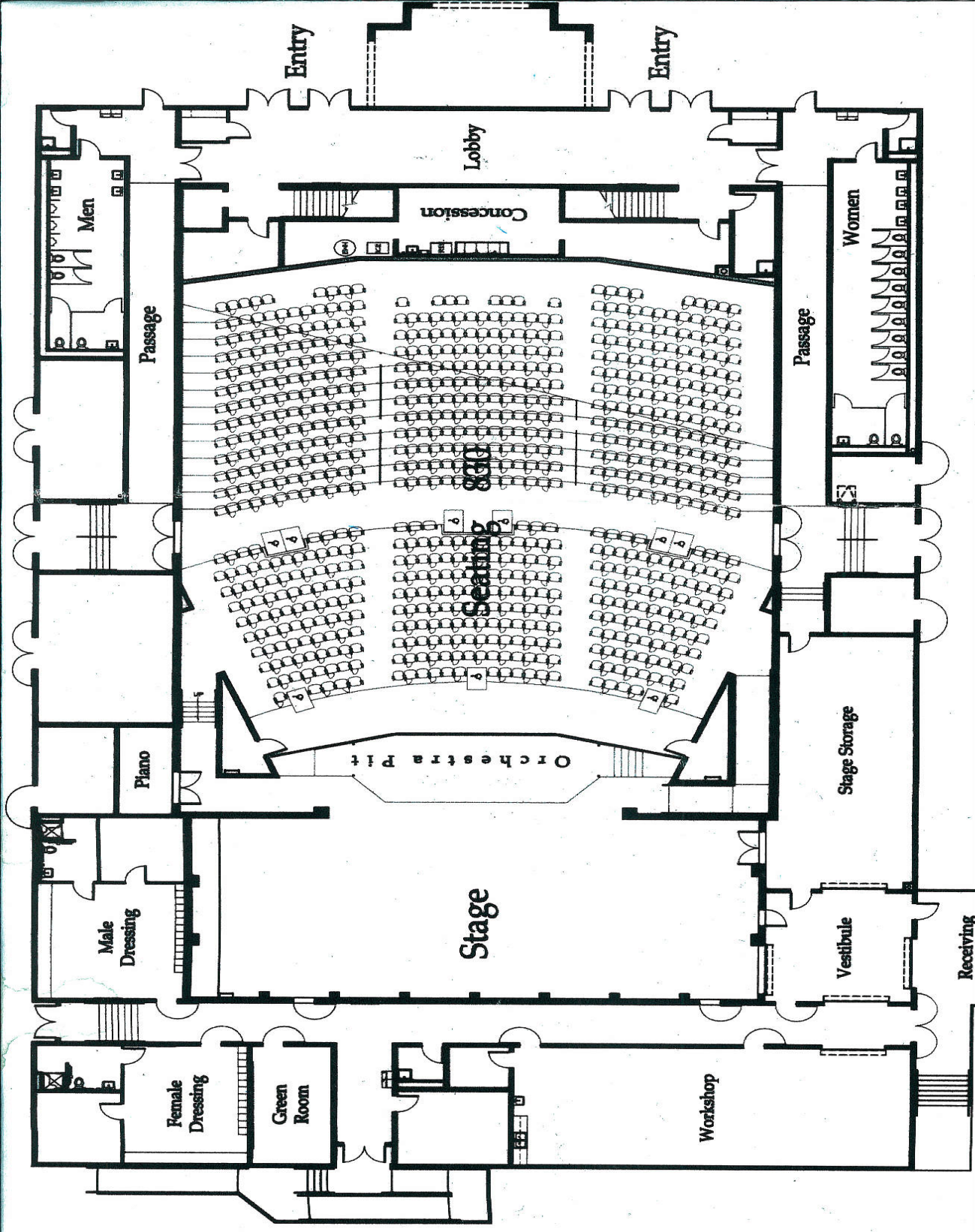
The Countess de Hoernle loading dock is located at the north east end of the theatre building. The dock is 42" high, and the receiving doors are 9' wide by 10' high. The doors from the receiving area onto the stage are 9' wide by 10' high. Ramps and forklifts are not provided for loading/unloading off pallets/large trucks.



BACKSTAGE ENTRANCE

There is an outside entrance directly to the backstage area from the south east end of the building that may be used for performer entrance and exit.

COUNTESS DE HOERNLE SITE PLAN



792 padded seats with 18 Wheelchair accessible seats in our ADA Compliant Auditorium. Our theatre is a scaled elevation with no columns or obstructions.

SEATING CHART

RIGHT

STAGE SPECIFICATIONS

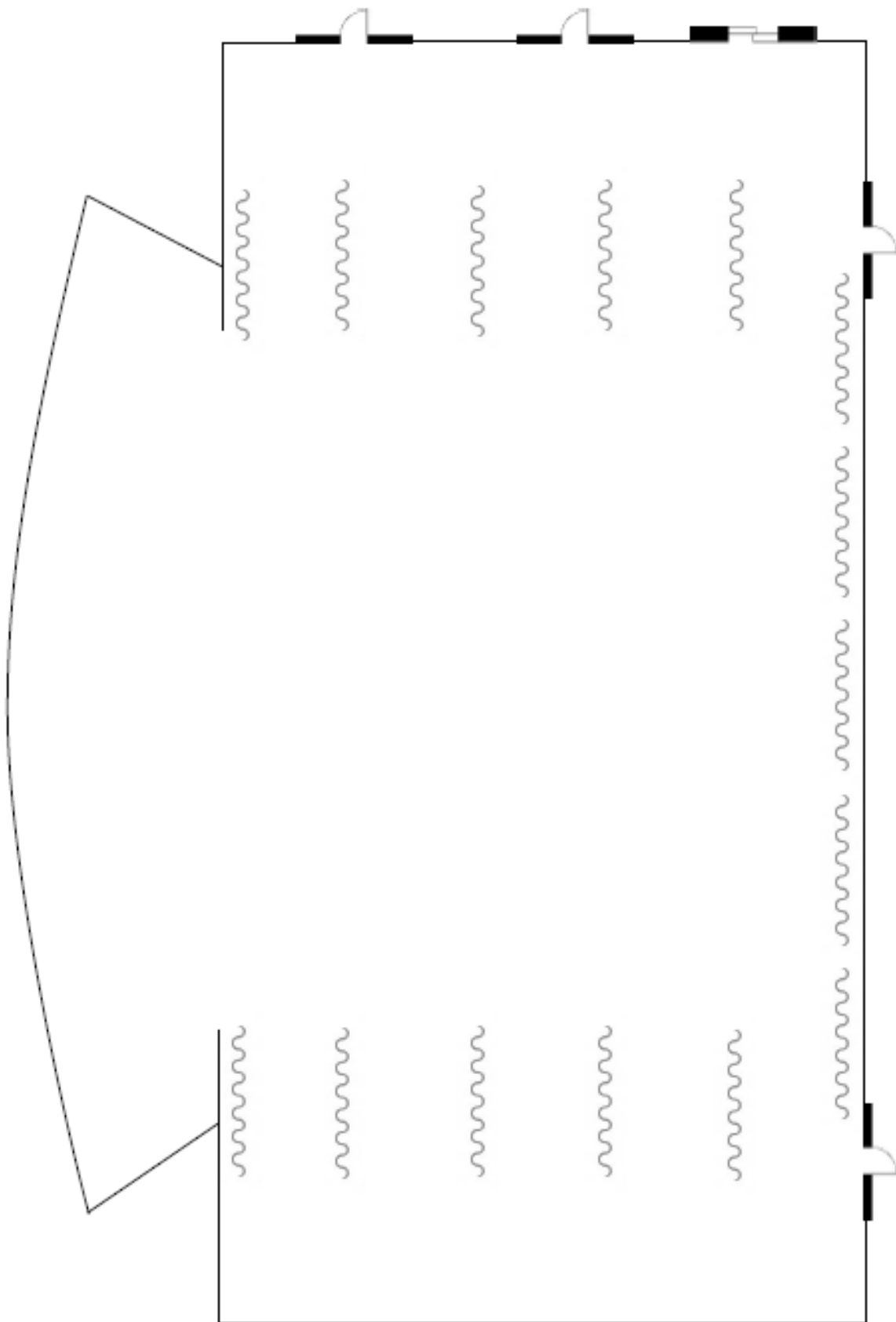
STAGE FLOOR is a suspended wood floor. Any damage to the floor incurred by a production must be restored.

HEIGHT OF GRID	50'
HEIGHT OF PROSCENIUM	21'
WIDTH OF PROSCENIUM	42'
DEPTH OF STAGE (from Plaster Line to US wall)	33'
WIDTH OF STAGE (including wing space)	81'
APRON (at center point) (from Plaster Line)	10' – 8"
HEIGHT OF STAGE	3'
DEPTH OF ORCHESTRA PIT	12'
WIDTH OF ORCHESTRA PIT	40'

ORCHESTRA PIT does not have a hydraulic lift and therefore advance notice must be given if the cover needs to be removed.

MARLEY DANCE FLOOR (black) is NOT provided on site. Please contact the company below for floor rentals.

Rebekah's Dreams
1029 N Florida Mango Road – Suite 3
West Palm Beach, Florida 33409
561-840-4071
www.rdeps.com



RIGGING SPECIFICATIONS

Single purchase counterweight, hand operated line sets operated from the deck stage left.

NUMBER OF LINE SETS	26 line sets, 8" on center
GRID HEIGHT	50'
MAX WEIGHT PER ARBOR	1565 lbs
LENGTH OF BATTENS	62'

SOFT GOODS

House Curtain – a manual counterweight velour curtain located 5" upstage from smoke pocket. Can be used as a guillotine or travel curtain and is operated from stage level down stage left. House curtain is permanent and cannot be moved or removed.

Soft Goods Inventory

4	Black Velour borders (10' h x 48' w)
8	Black Velour legs (27' h x 10' w)
1	Concert Black Traveler (27' h x 48' w)
1	Black Mid Stage Traveler Curtain (27' h x 48' w)
1	Black sharks tooth scrim (27' h x 48' w)
1	White cyclorama (27' h x 48' w)

LINESET SCHEDULE

Countess De Hoernle Line Schedule Rev. 11/19/20

SHOW:			
Line Set #	Position	House Hang	Show Hang
FC	0'-6"	Fire curtain	
1	1'-2"	Main curtain	
2	1'-10"	#1 Black Border	
3	2'-6"	#1 Black Leg	
W1	3'-10"	#1 Electric	
W2	5'-2"	#2 Electric	
4	6'-6"		
5	7'-2"	Movers	
6	7'-10"		
7	9'-2"		
8	10'-6"	#2 Black Leg, #2 Black Border	
W3	11'-10"	#3 Electric	
9	13'-2"		
10	13'-10"	#3 Black Border	
11	14'-6"	Mid-stage Traveler	
12	15'-10"	Movers	
13	17'-2"	Projection Screen	
14	17'-10"	#3 Black Leg	
W4	19'-2"	#4 Electric	
15	20'-6"	Black Scrim	
16	21'-2"		
17	21'-10"		
18	23'-2"	#4 Black Border	
19	24'-6"		
20	25'-2"	#4 Black Leg	
21	25'-10"		
W5	27'-2"	#5 Electric	
22	28'-6"		
23	29'-2"		
24	29'-10"		
25	30'-6"	Cyclorama	
26	31'-2"	Concert Black Traveler	

SOUND and COMMUNICATIONS

Front of House Console

Yamaha LS9 Digital Console with 36 input channels

Source Gear –

TASCAM CD-RW90IMK2 CD player/recorder

Stereo Auxiliary Input

Monitors

4 - Powered wedge speakers Meyers UM100-P

Wireless Microphones

4 Shure ULX Handheld

12 Shure BLX4R Transmitters and Receivers

12 Electro-Voice RE-2 Wireless bodypack transmitters and receivers

Wired Microphones

5 Shure SM58

6 Shure SM57

4 Audio Tech AT813a

3 Sound Barrier SB-815

1 Encore 300

1 Encore 100

1 Encore 100i

Mic Stands

8 Straight Stands

6 Boom Stands

Direct Input Boxes

2 Whirlwind PCDI

Backstage Communications


Theatre is equipped with a Clear Com 2 channel intercom system; stations are located throughout the theatre. Stations are preset at 2 spotlights; lighting, sound and projection in control booth; onstage is stage manager, rail and deck SR. Additional coms can be added to these stations as well.

Baldwin Grand Piano

Baldwin SF10 7-foot Grand Piano



Formal Wooden Black Podium



Legacy Acoustical Shell (Information and pictures coming soon)

Conductor's Podium (Information and pictures coming soon)

LIGHTING and AUDIO VISUAL

The theatre is equipped with a permanent “house” lighting plot. It comes focused and colored per that plot. Any refocusing of equipment during load-in must be restored during the load-out. To obtain copies of the lighting plot contact the production office (available in PDF, DWG, or hard copy).

Control

ETC EOS Element 60

Followspots

2 Lycian 1275 Superstar 1.2 (1200w)
Followspots are located in control room at FOH

Complete Inventory (most of our inventory is hanging in our repertory plot)

Source Four Ellipsoidal 19 deg	25 Total
Source Four Ellipsoidal 26 deg	46 Total
Source Four Ellipsoidal 36 deg	48 Total
Source Four Zoom	24 Total
LED PAR cans	26 Total
Elation Platinum Spot LED Pro II Movers	12 Total
8” LED Parnels	10 Total
Altman LED Sky Cyc Luminaire	10 Total
6 12’ booms w/ bases	
2 10’ booms w/ bases	
1 Genie Lift AWP-40S	

Audio-Visual

Projection capabilities consist of LCD player w/ computer input, DVD & video outputs.
16’ x 21’ Projection Screen
Epson PU2113W 13K Lumen Projector (on 1st electric)– hookup on stage or booth

PLOT AND MAGIC SHEET
(coming soon)

Circuit Location

Circuit Numbers

1 – 10

11 – 20

21 – 30

31 – 36

37 – 42

43 – 48

49 – 54

55 – 87

88 – 102

103 – 117

118 – 132

133 – 152

153 – 156

157 – 160

161 – 164

165 – 168

Location

FOH Catwalk HL

FOH Catwalk HCTR

FOH Catwalk HR

HL Lower Box Boom

HR Lower Box Boom

HL Upper Box Boom

HR Upper Box Boom

First Electric

Second Electric

Third Electric

Fourth Electric

Fifth Electric

DSR Stage Wall

DSL Stage Wall

USR Stage Wall

USL Stage Wall

LOBBY

There is a large lobby at the front entrance of the theatre that houses limited seating with a full concessions area. Concessions area has a concession window with stainless steel counters. It includes a sinks, refrigerator and ice maker. Full kitchen is available in the cafeteria, however additional charges will apply. Accessible restrooms are located to the north (Women's) and south (Men's) of the lobby.



TICKET BOOTH

We have (2) ticket windows, one at either end of the lobby, that include a counter, cash drawers, phone and intercom.

GREEN ROOM/WARM-UP SPACE

The green room is 21' x 11' and has a refrigerator, couch and coffee table. There is an audio and video feed from the stage. It can be used as a catering room, a wardrobe room, a production office, or a rehearsal/warm-up room.




DRESSING ROOMS

All dressing rooms and support rooms are located directly behind the stage, and are accessible from either side of the stage. All rooms are equipped with showers, toilets, mirrors, chairs, and costume racks. There is a counter running the length of one wall. There are audio monitors throughout the area.

Dressing Room (Male)

Fits approx. 10 – 15 people


17' w x 20' l



Dressing Room (Female)

Fits approx. 10 – 15 people

20' w x 20' l



SUPPORT SPACES

The theater is not equipped with office space for clients. We do not have phone lines or internet connection in the dressing rooms or green room, other than a guest wi-fi that may be accessed. In the instance that a larger space is needed we do offer the cafeteria which is adjacent to the theatre. This is an added cost to the lease. Please contact us for details.